

# MONTHLY MIGRATION STATISTICS



Reference Month:  
**January 2016**

Civil Registry and Migration Department

## QUICK DATA

### Main categories (basis: valid res. perm.)

- 1 Domestic Employment
- 2 General Employment
- 3 Immigration Pemrits

### Main countries of origin (basis: applicat.)

	Entry Permits	Resid. Permits
1	Bangladesh	Philippines
2	India	Russia
3	Nepal	Sri-Lanka

### Valid res. Permits on 31.3.2016:

58856

### Applications submitted:

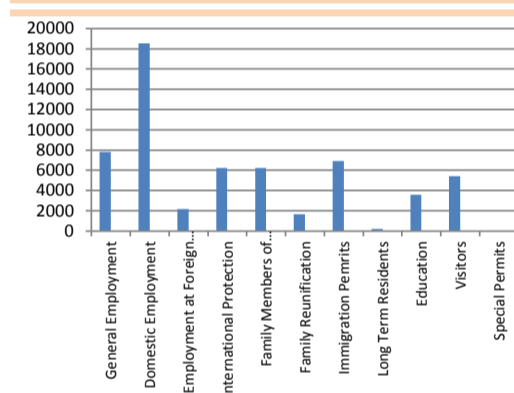
	Entry Permits	Resid. Permits
	1319	3973

### Permits issued:

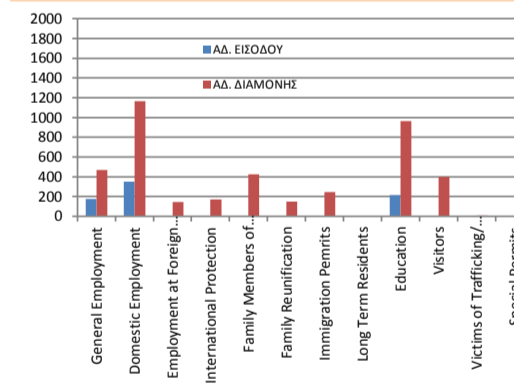
	Entry Permits	Resid. Permits
	751	4147

## GRAPHICS

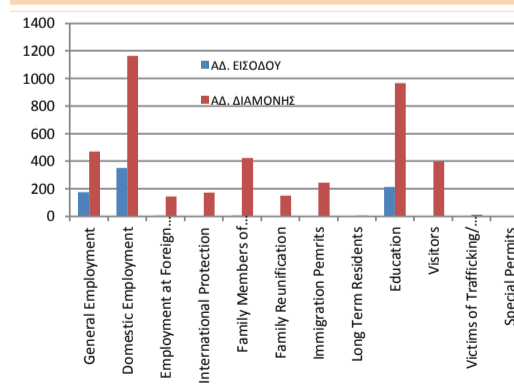
### Valid Res. Permits on 31.1.2016



### Applications Submitted



### Permits Issued



## VALID RES. PERMITS ON 31.1.2016

Category	Count	Percentage	Change
General Employment	7798	13.25%	↓
Domestic Employment	18534	31.49%	↓
Employment at Foreign Companies	2152	3.66%	↑
International Protection	6216	10.56%	↑
Family Members of Cypriots	6243	10.61%	↓
Family Reunification	1676	2.85%	↓
Immigration Pemrits	6928	11.77%	↑
Long Term Residents	220	0.37%	↑
Education	3570	6.07%	↑
Visitors	5421	9.21%	↑
Victims of Trafficking/ Exploitation	86	0.15%	***
Special Permits	12	0.02%	↔
<b>Total:</b>	<b>58856</b>	<b>100.00%</b>	<b>↑</b>

## ΑΙΤΗΣΕΙΣ ΠΟΥ ΥΠΟΒΛΗΘΗΚΑΝ

Category	Entry	%	*	Residence	%	*
General Employment	185	14.03%	↓	489	12.31%	↓
Domestic Employment	349	26.46%	↓	1407	35.41%	↓
Employment at Foreign Companies	9	0.68%	↓	124	3.12%	↓
International Protection	0	0.00%	↔	348	8.76%	↑
Family Members of Cypriots	7	0.53%	↑	429	10.80%	↑
Family Reunification	0	0.00%	↓	123	3.10%	↓
Immigration Pemrits	0	0.00%	↔	253	6.37%	↓
Long Term Residents	0	0.00%	↔	3	0.08%	↓
Education	767	58.15%	↓	398	10.02%	↓
Visitors	2	0.15%	↑	389	9.79%	↓
Victims of Trafficking/ Exploitation	0	0.00%	↔	10	0.25%	↑
Special Permits	0	0.00%	↔	0	0.00%	↓
<b>Total:</b>	<b>1319</b>	<b>100%</b>	<b>↓</b>	<b>3973</b>	<b>100%</b>	<b>↓</b>

## ΑΔΕΙΕΣ ΠΟΥ ΕΚΔΟΘΗΚΑΝ

Category	Entry	%	*	Residence	%	*
General Employment	175	23.30%	↓	471	11.36%	↑
Domestic Employment	351	46.74%	↓	1164	28.07%	↓
Employment at Foreign Companies	6	0.80%	↓	143	3.45%	↑
International Protection	0	0.00%	↔	172	4.15%	↓
Family Members of Cypriots	4	0.53%	↑	424	10.22%	↑
Family Reunification	1	0.13%	↓	150	3.62%	↓
Immigration Pemrits	0	0.00%	↔	244	5.88%	↑
Long Term Residents	0	0.00%	↔	5	0.12%	↑
Education	213	28.36%	↑	965	23.27%	↑
Visitors	1	0.13%	↓	399	9.62%	↓
Victims of Trafficking/ Exploitation	0	0.00%	↔	10	0.24%	↑
Special Permits	0	0.00%	↔	0	0.00%	↓
<b>Total:</b>	<b>751</b>	<b>100%</b>	<b>↑</b>	<b>4147</b>	<b>100%</b>	<b>↓</b>

\* Compared to previous month

## TOTALS COMPARISON TO DECEMBER 2015

	DEC. 2015	JAN. 2016	CHANGE
<b>VALID RESIDENCE PERMITS</b>	57672	58856	0.020 %
<b>SUBMITTED APPLIC. FOR ENTRY PERMITS</b>	1792	1319	-0.359 %
<b>SUBMITTED APPLIC. FOR RESID. PERMITS</b>	4381	3973	-0.103 %
<b>ISSUED ENTRY PERMITS</b>	649	751	0.136 %
<b>ISSUED RESIDENCE PERMITS</b>	4323	4147	-0.042 %