

# MONTHLY MIGRATION STATISTICS



Reference Month:  
**May 2016**

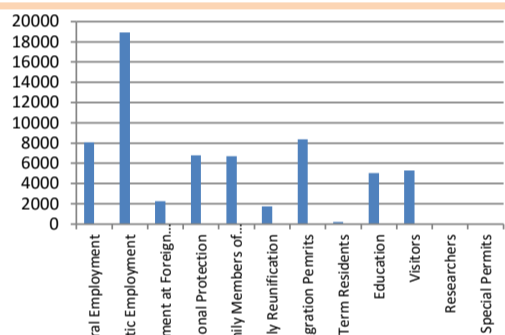
Civil Registry and Migration Department

QUICK DATA	
<b>Main categories (basis: valid res. perm.)</b>	
1	<b>Domestic Employment</b>
2	<b>General Employment</b>
3	<b>Immigration Permits</b>
<b>Main countries of origin (basis: applicat.)</b>	
	<b>Entry Permits    Resid. Permits</b>
1	<b>India                    Russia</b>
2	<b>Nepal                    Philippines</b>
3	<b>Sri Lanka                India</b>
<b>Valid res. Permits on 31.5.2016:</b>	
	<b>63430</b>
<b>Applications submitted:</b>	
	<b>Entry Permits    Resid. Permits</b>
	<b>1672                4542</b>
<b>Permits issued:</b>	
	<b>Entry Permits    Resid. Permits</b>
	<b>902                 4288</b>

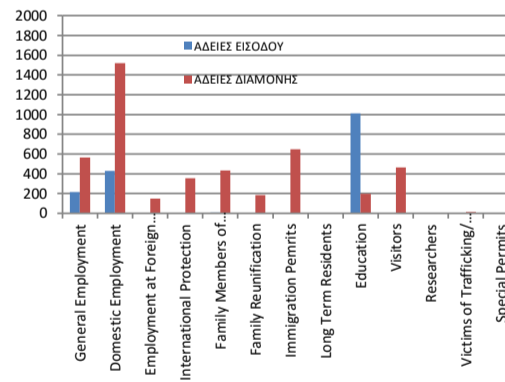
VALID RES. PERMITS ON 31.5.2016				*
General Employment	8079	12.74%		↑
Domestic Employment	18918	29.83%		↑
Employment at Foreign Companies	2235	3.52%		↑
International Protection	6778	10.69%		↑
Family Members of Cypriots	6680	10.53%		↓
Family Reunification	1742	2.75%		↑
Immigration Pemrits	8387	13.22%		↑
Long Term Residents	217	0.34%		↓
Education	5021	7.92%		↑
Visitors	5276	8.32%		↑
Researchers	4	0.01%		↑
Victims of Trafficking/ Exploitation	76	0.12%		↓
Special Permits	17	0.03%		↓
<b>Total:</b>	<b>63430</b>	<b>100.00%</b>		<b>↑</b>

## GRAPHICS

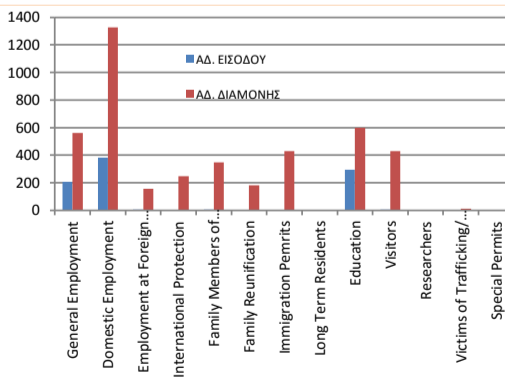
### Valid Res. Permits on 31.5.2016



### Applications Submitted



### Permits Issued



SUBMITTED APPLICATIONS	Entry	*	Residence	*		
General Employment	213	12.74%	↓	567	12.48%	↓
Domestic Employment	429	25.66%	↑	1522	33.51%	↑
Employment at Foreign Companies	5	0.30%	↑	149	3.28%	↑
International Protection	0	0.00%	↔	354	7.79%	↑
Family Members of Cypriots	7	0.42%	↑	435	9.58%	↑
Family Reunification	3	0.18%	↓	186	4.10%	↑
Immigration Pemrits	0	0.00%	↔	648	14.27%	↑
Long Term Residents	0	0.00%	↔	4	0.09%	↑
Education	1010	60.41%	↑	199	4.38%	↓
Visitors	5	0.30%	↑	464	10.22%	↑
Researchers	0	0.00%	↔	2	0.04%	↑
Victims of Trafficking/ Exploitation	0	0.00%	↔	12	0.26%	↓
Special Permits	0	0.00%	↔	0	0.00%	↓
<b>Total:</b>	<b>1672</b>	<b>100%</b>	<b>↑</b>	<b>4542</b>	<b>100%</b>	<b>↑</b>

PERMITS ISSUED	Entry	*	Residence	*		
General Employment	206	22.84%	↓	560	13.06%	↓
Domestic Employment	383	42.46%	↓	1326	30.92%	↓
Employment at Foreign Companies	4	0.44%	↑	155	3.61%	↓
International Protection	0	0.00%	↔	248	5.78%	↑
Family Members of Cypriots	6	0.67%	↑	348	8.12%	↓
Family Reunification	3	0.33%	↓	182	4.24%	↑
Immigration Pemrits	0	0.00%	↔	429	10.00%	↑
Long Term Residents	0	0.00%	↔	1	0.02%	↑
Education	295	32.71%	↑	597	13.92%	↓
Visitors	5	0.55%	↑	429	10.00%	↓
Researchers	0	0.00%	↔	1	0.02%	↔
Victims of Trafficking/ Exploitation	0	0.00%	↔	12	0.28%	↑
Special Permits	0	0.00%	↔	0	0.00%	↓
<b>Total:</b>	<b>902</b>	<b>100%</b>	<b>↑</b>	<b>4288</b>	<b>100%</b>	<b>↓</b>

\* Compared to previous month

TOTALS COMPARISON TO APRIL 2016			
	APRIL	MAY	CHANGE
<b>VALID RESIDENCE PERMITS</b>	62454	63430	1.56%
<b>SUBMITTED APPLIC. FOR ENTRY PERMITS</b>	1321	1672	26.57%
<b>SUBMITTED APPLIC. FOR RESID. PERMITS</b>	4474	4542	1.52%
<b>ISSUED ENTRY PERMITS</b>	689	902	30.91%
<b>ISSUED RESIDENCE PERMITS</b>	4751	4288	-9.75%