

MONTHLY MIGRATION STATISTICS



Reference Month:
June 2016

Civil Registry and Migration Department

QUICK DATA

Main categories (basis: valid res. perm.)

- 1 Domestic Employment
- 2 Immigration Permits
- 3 General Employment

Main countries of origin (basis: applicat.)

	Entry Permits	Resid. Permits
1	Philippines	Russia
2	Sri Lanka	Philippines
3	India	Sri Lanka

Valid res. Permits on 31.5.2016:

63934

Applications submitted:

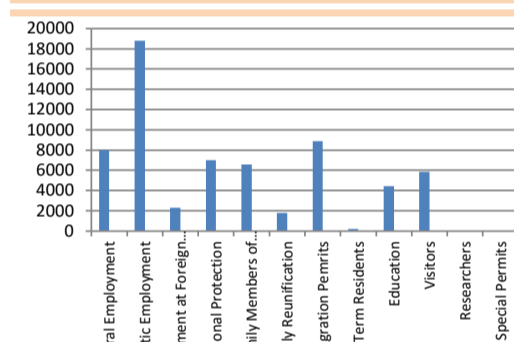
	Entry Permits	Resid. Permits
	602	4834

Permits issued:

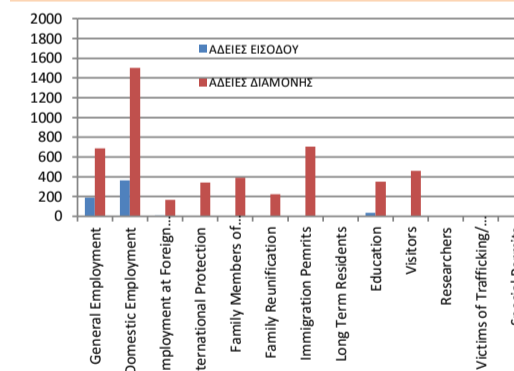
	Entry Permits	Resid. Permits
	1664	3936

GRAPHICS

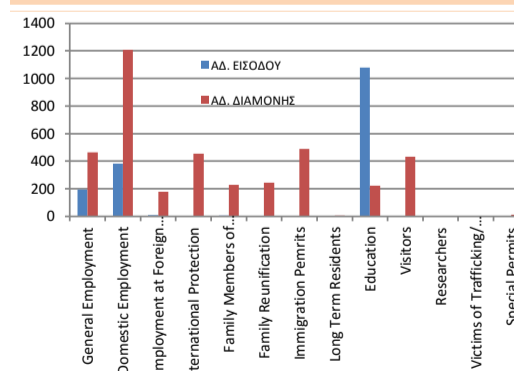
Valid Res. Permits on 30.6.2016



Applications Submitted



Permits Issued



VALID RES. PERMITS ON 30.6.2016

Category	Count	Percentage	Change
General Employment	7985	12.49%	↓
Domestic Employment	18803	29.41%	↓
Employment at Foreign Companies	2278	3.56%	↑
International Protection	7015	10.97%	↑
Family Members of Cypriots	6580	10.29%	↓
Family Reunification	1802	2.82%	↑
Immigration Permits	8863	13.86%	↑
Long Term Residents	218	0.34%	↓
Education	4416	6.91%	↓
Visitors	5865	9.17%	↑
Researchers	5	0.01%	↑
Victims of Trafficking/ Exploitation	74	0.12%	↓
Special Permits	30	0.05%	↓
Total:	63934	100.00%	↑

SUBMITTED APPLICATIONS

Category	Entry	%	*	Residence	%	*
General Employment	190	31.56%	↓	687	14.21%	↑
Domestic Employment	362	60.13%	↓	1502	31.07%	↓
Employment at Foreign Companies	8	1.33%	↑	168	3.48%	↑
International Protection	0	0.00%	↔	341	7.05%	↓
Family Members of Cypriots	4	0.66%	↓	388	8.03%	↑
Family Reunification	2	0.33%	↓	225	4.65%	↑
Immigration Permits	0	0.00%	↔	706	14.60%	↑
Long Term Residents	0	0.00%	↔	2	0.04%	↓
Education	36	5.98%	↓	349	7.22%	↑
Visitors	0	0.00%	↓	459	9.50%	↓
Researchers	0	0.00%	↔	1	0.02%	↓
Victims of Trafficking/ Exploitation	0	0.00%	↔	2	0.04%	↓
Special Permits	0	0.00%	↔	4	0.08%	↑
Total:	602	100%	↓	4834	100%	↑

PERMITS ISSUED

Category	Entry	%	*	Residence	%	*
General Employment	192	11.54%	↓	462	11.74%	↑
Domestic Employment	381	22.90%	↓	1207	30.67%	↓
Employment at Foreign Companies	9	0.54%	↑	179	4.55%	↑
International Protection	0	0.00%	↔	454	11.53%	↑
Family Members of Cypriots	4	0.24%	↓	228	5.79%	↓
Family Reunification	0	0.00%	↓	244	6.20%	↑
Immigration Permits	0	0.00%	↔	490	12.45%	↑
Long Term Residents	0	0.00%	↔	4	0.10%	↑
Education	1078	64.78%	↑	222	5.64%	↓
Visitors	0	0.00%	↓	431	10.95%	↑
Researchers	0	0.00%	↔	1	0.03%	↔
Victims of Trafficking/ Exploitation	0	0.00%	↔	1	0.03%	↓
Special Permits	0	0.00%	↔	13	0.33%	↑
Total:	1664	100%	↑	3936	100%	↓

* Compared to previous month

TOTALS COMPARISON TO APRIL 2016

	MAY	JUNE	CHANGE
VALID RESIDENCE PERMITS	63430	63934	0.79%
SUBMITTED APPLIC. FOR ENTRY PERMITS	1672	602	-64.00%
SUBMITTED APPLIC. FOR RESID. PERMITS	4542	4834	6.43%
ISSUED ENTRY PERMITS	902	1664	84.48%
ISSUED RESIDENCE PERMITS	4288	3936	-8.21%